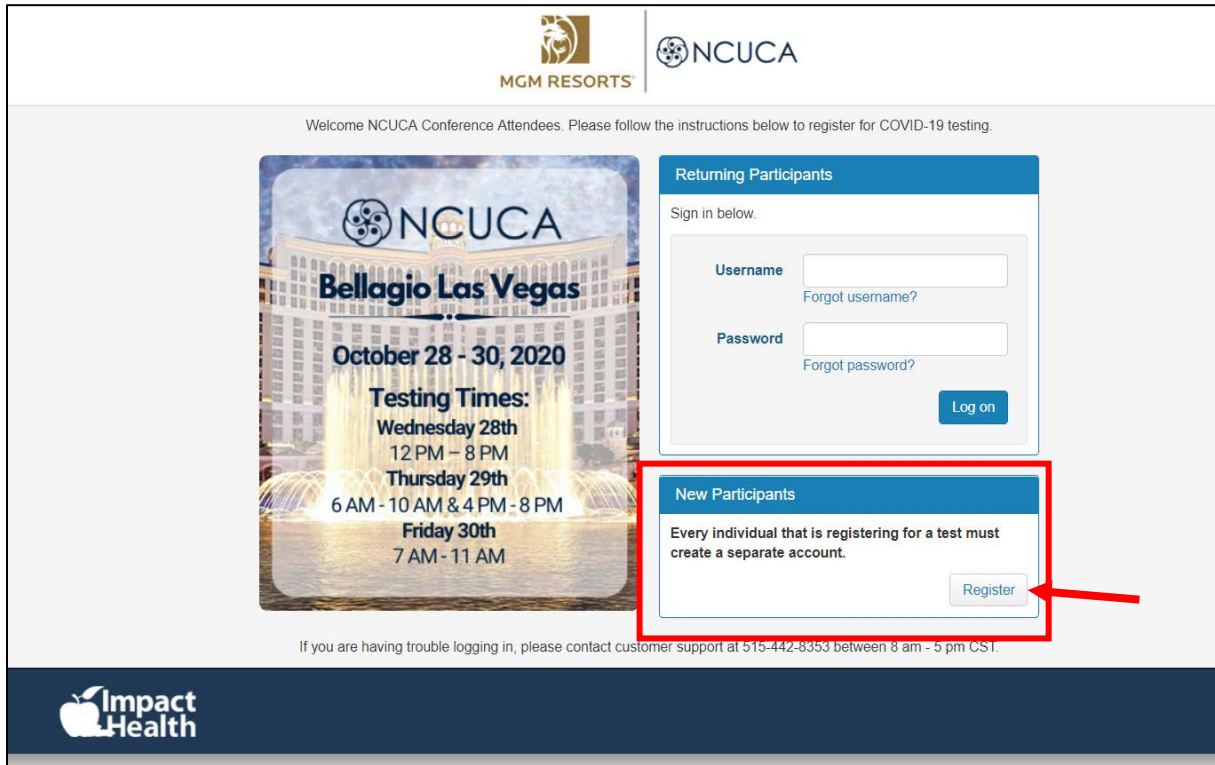


COVID-19 Rapid Testing Enrollment Instructions

Please register at the Impact Health link below **prior to your conference** in order to have an expedited testing experience.

1. Go to the website <http://www.impacthealth.com/ncuca2020> and click on the 'Register' button in the bottom right corner of the landing page.



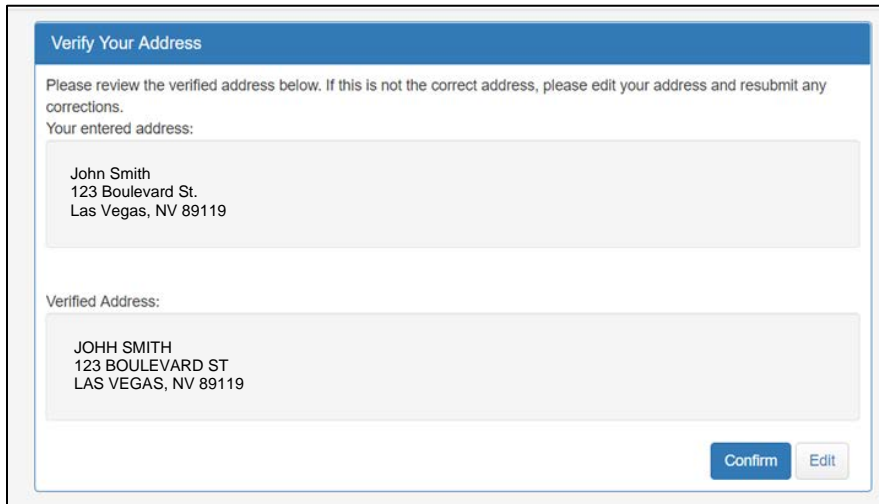
2. Complete the New User Registration form with the following information to enroll your account.

The screenshot shows the 'New User Registration' form. The form title is 'New User Registration' and it instructs the user to 'Complete the following information.' The form fields are as follows:

- Gender:** Radio buttons for Male and Female.
- Date of Birth:** Three input fields for month (mn), day (dd), and year (yyyy).
- First name:** A single-line text input field.
- Last name:** A single-line text input field.
- E-mail address:** A single-line text input field.
- Telephone no:** A single-line text input field with a placeholder 'xxx-xxx-xxxx'.
- Address:** A multi-line text input field.
- City:** A single-line text input field.
- State:** A dropdown menu with 'Please select' as the current selection.
- ZIP:** A single-line text input field.

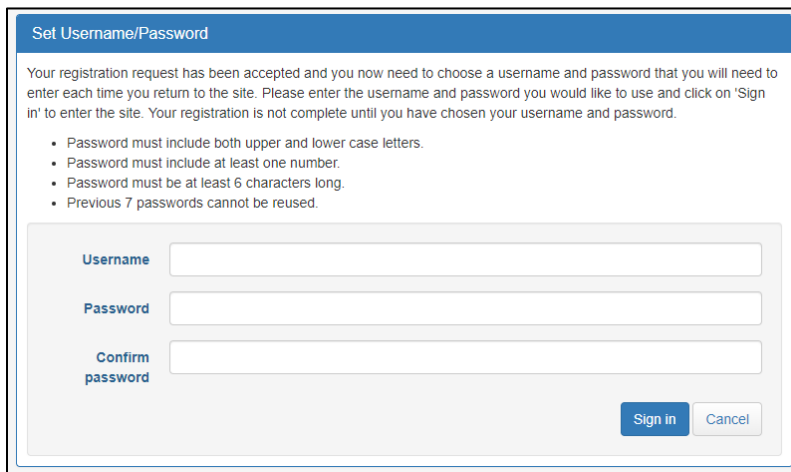
At the bottom right of the form, there are two buttons: 'Register' and 'Cancel'.

3. Verify your address.



The 'Verify Your Address' form has a blue header with the title. Below the header, there is a paragraph of instructions: 'Please review the verified address below. If this is not the correct address, please edit your address and resubmit any corrections.' This is followed by the label 'Your entered address:' and a text box containing 'John Smith', '123 Boulevard St.', and 'Las Vegas, NV 89119'. Below that is the label 'Verified Address:' and a text box containing 'JOHH SMITH', '123 BOULEVARD ST', and 'LAS VEGAS, NV 89119'. At the bottom right, there are two buttons: 'Confirm' (blue) and 'Edit' (grey).

4. Select a Username and Password.



The 'Set Username/Password' form has a blue header with the title. Below the header, there is a paragraph of instructions: 'Your registration request has been accepted and you now need to choose a username and password that you will need to enter each time you return to the site. Please enter the username and password you would like to use and click on 'Sign in' to enter the site. Your registration is not complete until you have chosen your username and password.' This is followed by a bulleted list of password requirements: 'Password must include both upper and lower case letters.', 'Password must include at least one number.', 'Password must be at least 6 characters long.', and 'Previous 7 passwords cannot be reused.' Below the list are three input fields labeled 'Username', 'Password', and 'Confirm password'. At the bottom right, there are two buttons: 'Sign in' (blue) and 'Cancel' (grey).

5. Review Terms and Conditions to provide testing consent and authorization.

6. To register for your appointment, click on 'Schedule' on the Home Page.



The screenshot shows the home page of the Impact Health website. At the top, there is a navigation bar with a 'Home' button, the 'MGM RESORTS' logo, the 'NCUCA' logo, and a 'Menu' dropdown. Below the navigation bar, there is a 'Welcome,' message. The main content area features two cards: 'COVID-19 Testing' and 'Cue COVID-19 Test Fact Sheet'. The 'COVID-19 Testing' card has a sub-header 'NCUCA 2020 Conference', an image of a smartphone, and a 'Schedule' button. The 'Cue COVID-19 Test Fact Sheet' card has a sub-header 'Prior to testing, please review the Cue Health Patient Fact Sheet below.' and a link 'Cue Health Fact Sheet for Patients'. To the right of these cards is a large blue banner with the 'NCUCA' logo and the text 'National Credit Union Collections Alliance'. At the bottom of the page, there is a dark blue footer with the 'Impact Health' logo.

7. Complete the survey questions and click 'Submit'.

COVID-19 Testing

How old were you on your last birthday?
 years

Gender (at birth)?
 Male Female

What is your occupation?
 Healthcare worker
 First responder
 Neither of the above

What is your racial background?
 Asian
 Black
 White
 American Indian/Alaskan Native
 Native Hawaiian/Other Pacific Islander
 Unknown
 Other
 Not specified

What is your ethnic background?
 Hispanic/Latino
 Non-Hispanic/Latino
 Not specified

Do you have **one or more** of these symptoms?

- Fever
- Cough
- Shortness of breath or difficulty breathing
- Chills
- Repeated shaking with chills
- Muscle pain
- Headache
- Sore throat
- New loss of taste or smell

No Yes

Are you currently pregnant?
 No Yes

Do you have any of the following conditions (check all that apply):

- Chronic lung disease or moderate to severe asthma
- Serious heart condition
- Immunocompromised (including cancer treatment, smoking, bone marrow or organ transplant, immune deficiencies, poorly controlled HIV or AIDS, and prolonged use of corticosteroids and other immune weakening medications)
- Severe obesity
- Diabetes
- Chronic kidney disease undergoing dialysis
- Liver disease
- None of the above

[Submit](#)

8. Select the Testing Site.

COVID-19 Testing

NCUCA 2020 Conference

Select a test location.

Select location

Select location

Bellagio

9. Select the date and approximate time you would like to test.

Welcome,

COVID-19 Testing

NCUCA 2020 Conference

Select a date.

Appointment

Bellagio
3600 S Las Vegas Blvd
Las Vegas, NV 89109 [Change](#)

Select Date

Wednesday, Oct 28 [Select](#)

Thursday, Oct 29 [Select](#)

Friday, Oct 30 [Select](#)

10. Review your selected appointment time and email address entered and click 'Confirm'.

Welcome,

COVID-19 Testing

NCUCA 2020 Conference

Select "Confirm" to book your appointment. [Confirm](#)

Appointment

Bellagio
3600 S Las Vegas Blvd
Las Vegas, NV 89109 [Change](#)

Wednesday, Oct 28 [Change](#)
12:00 PM – 12:30 PM

When your results have been entered, you will be notified via e-mail to return to this site for your result. Please confirm your e-mail address.

E-mail: [Change](#)

11. This screen confirms you have completed the enrollment process. Click on the 'Email' button if you'd like to receive an email confirmation.

COVID-19 Testing

Test Location
Bellagio
3600 S Las Vegas Blvd
Las Vegas, NV 89109

Date
Wednesday, Oct 28

Time
12:00 PM – 12:30 PM

Appointment Confirmation #: 12345678

Your appointment has been confirmed.

[E-mail](#) [Print](#) [Cancel](#)

Schedule Another Test
If you want to schedule another test, click "Schedule".

[Schedule](#)

12. Schedule another appointment if you plan to attend the conference on the other days.